

# London Borough of Hackney Pension Fund

Funding and risk report as at 31 December 2018

## Reliances and limitations

This report was commissioned by and is addressed to the London Borough of Hackney in their capacity as the Administering Authority and is provided to assist in monitoring certain funding and investment metrics. It should not be used for any other purpose. It should not be released or otherwise disclosed to any third party except as required by law or with our prior written consent, in which case it should be released in its entirety. **Decisions should not be taken based on the information herein without written advice from your consultant.** Neither I nor Hymans Robertson LLP accept any liability to any other party unless we have expressly accepted such liability in writing.

The method and assumptions used to calculate the updated funding position are consistent with those disclosed in the documents associated with the last formal actuarial valuation, although the financial assumptions have been updated to reflect known changes in market conditions. The calculations contain approximations and the accuracy of this type of funding update declines with time from the valuation; differences between the position shown in this report and the position which a new valuation would show can be significant. It is not possible to assess its accuracy without carrying out a full actuarial valuation. This update complies with Technical Actuarial Standard 100.

HEADLINES	31 December 2018	Ongoing funding basis
	Assets	£1,396m
	Liabilities	£1,874m
	Surplus/(deficit)	(£479m)
	Funding level	74.5%

## Summary

This funding update is provided to illustrate the estimated development of the funding position from 31 March 2016 to 31 December 2018, for the London Borough of Hackney Pension Fund ("the Fund"). It is addressed to the London Borough of Hackney in its capacity as the Administering Authority of the Fund and has been prepared in my capacity as your actuarial adviser.

At the last formal valuation the Fund assets were £1,172m and the liabilities were £1,522m. This represents a deficit of £350m and equates to a funding level of 77%. Since the valuation the funding level has decreased by c2.5% to 74.5% as detailed in the table above.

This report has been produced exclusively for the Administering Authority. This report must not be copied to any third party without our prior written consent.

Should you have any queries please contact me.  
Geoff Nathan FFA

# London Borough of Hackney Pension Fund | Strategy and Risk Management dashboard

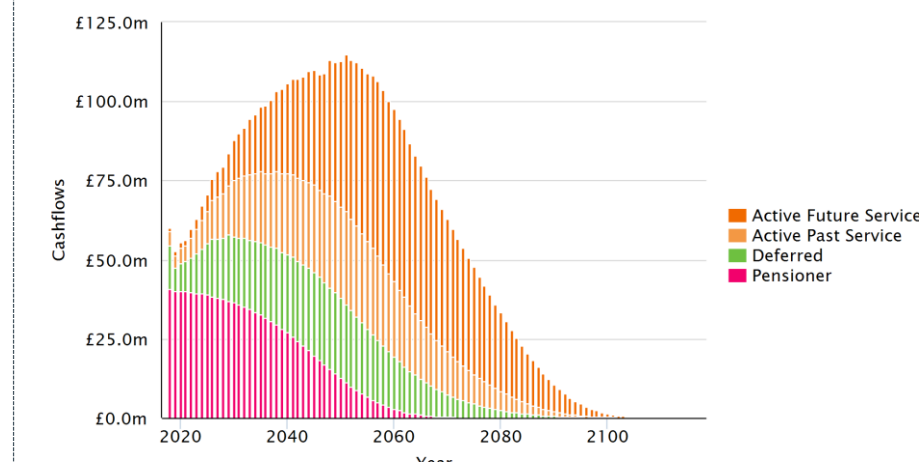
CURRENT POSITION

31 December 2018	Yield Curve Basis
Assets	£1,396m
Liabilities	£1,967m
Surplus/(deficit)	(£571m)
Funding level	71.0%

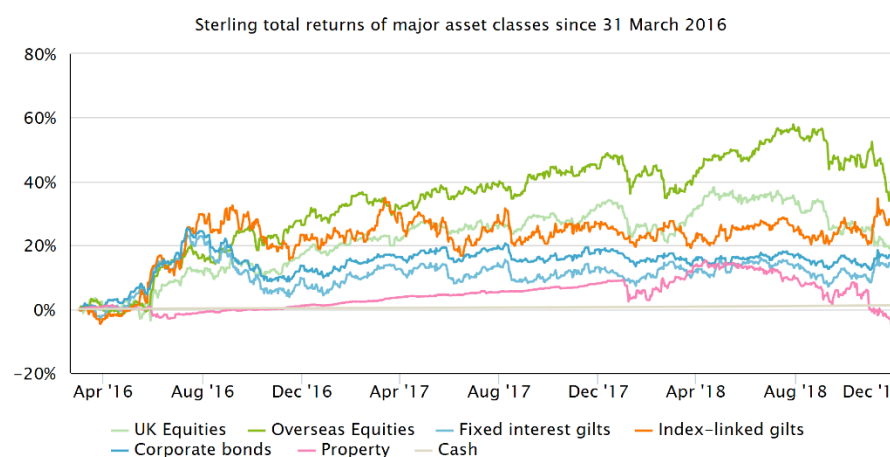
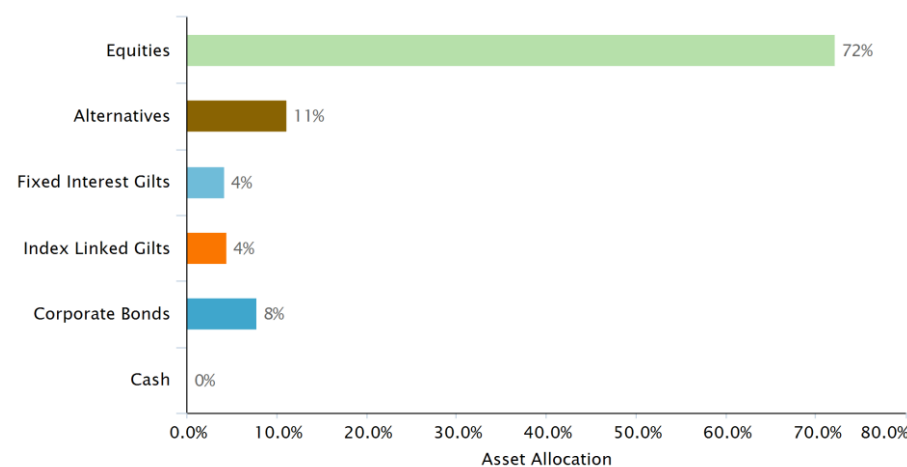
Surplus/(deficit)	£m
Surplus/(deficit) as at 31/03/2016	(405)
Contributions (less benefits accruing)	36
Interest on surplus/(deficit)	(25)
Excess return on assets	78
Impact of change in yields & inflation	(256)
Surplus/(deficit) as at 31/12/2018	(571)

	31 March 2016	30 September 2018	31 December 2018
Market Yields (p.a)			
Fixed Interest Gilts	2.17%	1.86%	1.76%
Index-linked Gilts	-0.96%	-1.47%	-1.54%
Implied Inflation	3.16%	3.38%	3.35%
AA Corporate Bonds	3.36%	2.81%	2.76%
Price Indices			
FTSE All Share	3,395	4,128	3,675
FTSE 100	6,175	7,510	6,728

PROGRESS



ASSETS AND RISKS



Sensitivity Matrix as at 26 February 2019 for basis Ongoing funding basis (£m)

Shift in bond yields (% p.a.)	Shift in equity level (using FTSE 100 levels as proxy)						
	5006 -30%	5721 -20%	6436 -10%	7151 0%	7866 10%	8581 20%	9296 30%
0.6	(610)	(484)	(359)	(233)	(108)	18	143
0.4	(663)	(538)	(412)	(287)	(161)	(36)	90
0.2	(720)	(595)	(469)	(344)	(218)	(93)	33
0.0	(780)	(655)	(529)	(404)	(278)	(153)	(27)
-0.2	(844)	(719)	(593)	(468)	(342)	(217)	(91)
-0.4	(912)	(787)	(661)	(536)	(410)	(285)	(159)
-0.6	(985)	(859)	(734)	(608)	(483)	(357)	(232)

< 50%   50% - 85%   85% - 95%   95% - 100%   100% - 105%   105% - 115%   > 115%